

# International Student Job Matching Platform Resume Pre-Registration Notice



## Who Should Pre-register

International students looking to work in Korea, either expected graduates (D-2 visa) or graduates (D-10 visa).

## How to Pre-register

- ✔ Step1 Complete your membership registration (Scan the QR code)
- ✔ Step2 Create and register your resume (Visit our homepage and click on the banner)

## Apply for Pre-registration

- ✔ Step1 Scan the QR code
- ✔ Step2 Click the banner



## Opening Schedule of the 'International Student Job Matching Platform'

The platform is set to officially launch in October. Pre-registered users will receive notifications before the launch.



055-751-9452, 9874




job.kosmes.or.kr



# International Student Resume Pre-Registration

WE SUPPORT  
INTERNATIONAL STUDENTS  
TO GET A JOB AT A SMALL  
AND MEDIUM-SIZED  
COMPANY IN KOREA





# Membership Registration and Login

# 01

Website: <https://job.kosmes.or.kr>

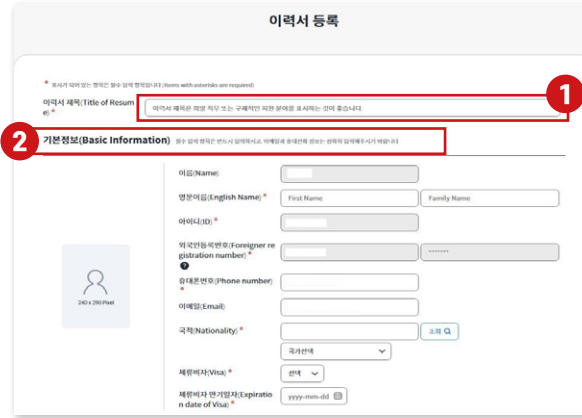
- 1 Click "membership" → "individual membership"
- 2 "General" membership → Click "self-authentication" → Enter and consent to membership information



# Resume Registration

# 03

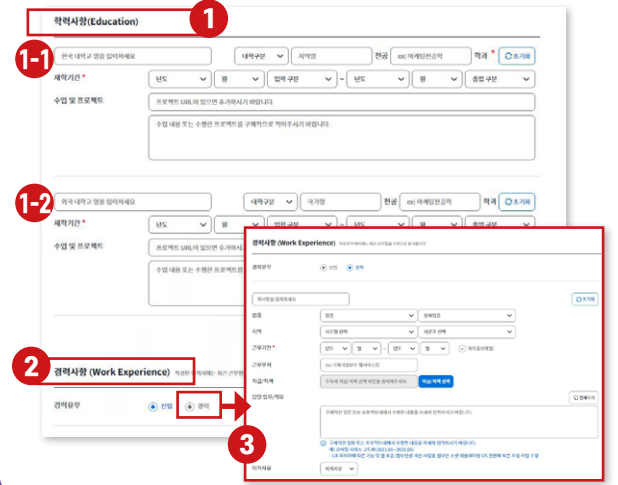
- 1 Resume Title: Specify the job or field you are interested in.
- 2 Basic Information: Fill out all necessary details such as your English name, date of birth, mobile phone number, nationality, visa, and expiration date of visa.



# Enter Your Education and Career Details

# 05

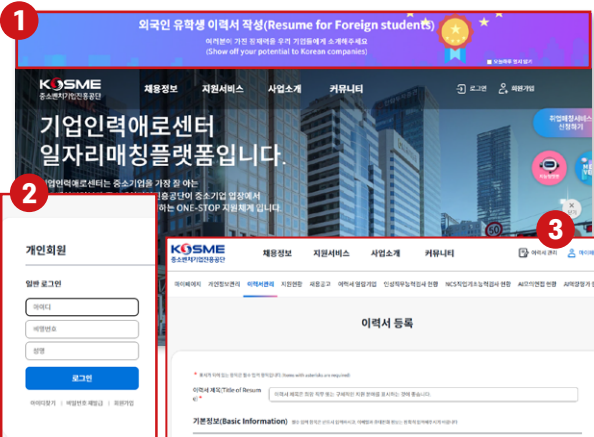
- 1 Input your educational background.
- 2 Provide your career information.



# Writing Your Resume

# 02

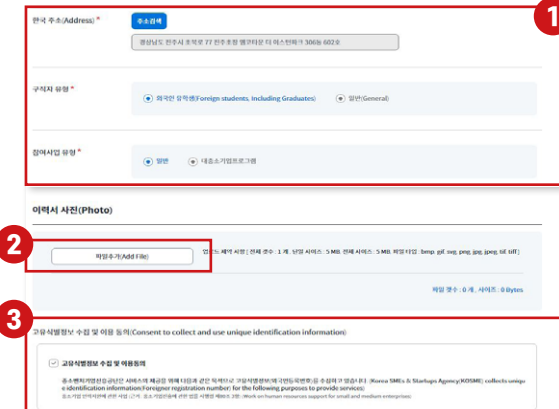
- 1 Click the banner
- 2 "General" Login
- 3 Completion of resume registration



# Consent for Resume Submission and Information Use

# 04

- 1 Confirm your address, job seeker type, and participating business type (auto-generated).
- 2 Upload your resume photo. (option)
- 3 Agree to the collection and use of your information.



# Completing Your Resume

# 06

- 1 Fill in additional information if applicable (option).
  - ※ Be sure to include your level of Korean proficiency (TOPIK) under language skills.
- 2 Enter your desired working conditions.
- 3 Write a brief self-introduction. (option)
- 4 Click "Complete and apply for matching" at the bottom.

