













Overview	DAY 1	DAY 2	DAY 3	DAY 4	DAY 5
<p>Matthew Grolemond</p> <p><u>STOP-MOTION ANIMATION</u></p>  <p>Students will learn about animation, story, and visual art, then they will use what they learn to create their own stop-motion animation projects!</p> 	<p><u>Intro</u></p> <p><u>English Warm-up:</u> Free talking about our favorite animated movies.</p>  <p>We will watch famous examples of stop – motion animation. We will discuss good and bad things about making each.</p>  <p>We will then look at the cameras and apps we will use for filming later and practice using them.</p>	<p><u>Planning 1</u></p> <p><u>English Warm-up:</u> Game and free talking about favorite characters and settings in animation.</p>  <p>Today we will start planning. Students will make storyboards for their projects, choose props and plan time / number or pictures they will need.</p> 	<p><u>Planning / Filming</u></p> <p><u>English Warm-up:</u> Geography games</p> <p>Students will continue to work on their props and storyboards and will start to design a background or setting for their film</p>  <p>Students who are prepared will begin to set up their backgrounds for filming.</p> 	<p><u>Filming / Editing</u></p> <p><u>English Warm-up:</u> Identifying famous myth characters from history.</p>  <p>Students will work with computers to edit and make their projects great!</p>  <p>We will also discuss backstories of characters so students can develop a backstory for their film</p>	<p><u>Editing / Watching</u></p> <p><u>English Warm-up:</u> Activity reading and talking about maps.</p> <p>Students will finish editing their projects and will show the films they have made</p>  <p>Students will also talk about why they chose their film topic and what was fun or difficult about making animation.</p>  <p><small>© CanStockPhoto.com - csp68532832</small></p>
Teacher	Provides all handouts, activities, whiteboard, and markers				
Students	Students must bring their folders, pens, pencils, erasers, and notebook every day to class.				