







Overview	DAY 1	DAY 2	DAY 3	DAY 4	DAY 5
<p>Want to be creative and play board games? This club is about making & playing board games in English. We will talk about different expressions and phrases commonly used with board games.</p> 	 <p>On the first day, we will go over board game vocabulary and divide into groups. Students will start thinking about some ideas for their own game. We will also compare and play other games.</p>	<p>On the second day, we will warm up with a game based on prepositions.</p>  <p>Then students will create a theme for their board game as a group. They will also write down ideas and rules for their game.</p>	<p>On the third day, we will warm up with a descriptions-based game. Afterwards, students will start making their own board game based on their ideas from the previous days.</p> 	<p>On the fourth day, we will warm up with a game based on daily routines and telling time. Then students will have more time to work on their board games.</p> 	 <p>On the final day, we will play a game based on job vocabulary. Students will be able to play games that the other students have made. Finally, we will review the vocabulary we learned throughout the week.</p>
<p>Teacher</p>	<p>Provides all handouts, activities, whiteboard, and markers</p>				
<p>Students</p>	<p>Students must bring their folders, pens, pencils, erasers, and notebook every day to class.</p>				