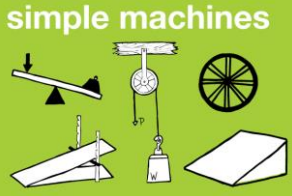







Overview	DAY 1	DAY 2	DAY 3	DAY 4	DAY 5
<p>This club activity introduces students to Rube Goldberg—an illustrator and inventor of complicated machines completing simple tasks.</p>  <p>simple machines</p> <p>It will nurture students' development of Science, Technology, Engineering and Mathematics (STEM) while using the English language. Students will plan, build, test and present their creations using English with the instructor and class members.</p>	<ol style="list-style-type: none"> English-Speaking & Vocabulary: <ul style="list-style-type: none"> Who was Rube Goldberg? Constructing, Step-by-Step Tutorial & Instructions Machine Type: <ul style="list-style-type: none"> Simple Machine Experiments Build: 3-Step Rube Goldberg Machine  <ol style="list-style-type: none"> Clean-up 	 <ol style="list-style-type: none"> English-Speaking & Vocabulary: <ul style="list-style-type: none"> Verbs...How things work Tutorial & Instructions Machine Type: <ul style="list-style-type: none"> 5-Step Rube Goldberg Machine Build: Weight-bearing Bridge (Using Popsicle Sticks) Clean-up 	<ol style="list-style-type: none"> English-Speaking & Vocabulary: <ul style="list-style-type: none"> Nouns: Tools, parts, pieces Tutorial & Instructions  <ol style="list-style-type: none"> Machine Type: <ul style="list-style-type: none"> 7-Step Rube Goldberg Machine Build: Plastic Straw Roller Coaster Clean-up 	<ol style="list-style-type: none"> English-Speaking & Vocabulary: <ul style="list-style-type: none"> Making changes, suggestions Tutorial & Instructions Machine Type: <ul style="list-style-type: none"> 9-Step Rube Goldberg Machine Build: Catapult (Rubber Bands, Popsicle Sticks)  <ol style="list-style-type: none"> Clean-up 	<ol style="list-style-type: none"> English-Speaking & Vocabulary: <ul style="list-style-type: none"> Presentations: Talking about your work Machine Type: <ul style="list-style-type: none"> 9+-Step Rube Goldberg Machine Awards: Most Successful Machines / Creative Machines  <ol style="list-style-type: none"> Clean-up
Teacher	Provides all handouts, activities, whiteboard, and markers				
Students	Students must bring their folders, pens, pencils, erasers, and notebook every day to class.				