











Overview	DAY 1	DAY 2	DAY 3	DAY 4	DAY 5
<p>This club will allow students to exercise their creative and technical skills. By creating projects with a specific goal, students will understand how to solve problems and practice their English at the same time!</p>  <p>Students will learn how to handle different forms of clay to produce objects related to the theme of ancient artifacts.</p>	<p><b>Basic Clay Techniques!</b></p> <p>Students will learn methods to shape clay like an artist.</p> <p>Different techniques will be practiced to form clay as well as different methods to join clay together and to make different colors.</p>  <p>Students will learn technical language related to art and creativity.</p>	<p><b>Fossils and Imprints</b></p> <p>Prehistoric dinosaurs roamed the earth many years ago. How do we know?</p> <p><b>Fossils!</b></p>  <p>Students will learn about fossils and make their own!</p> 	<p><b>Dinosaurs!</b></p>  <p>Students will explore dinosaurs and how they used to exist in prehistory.</p>  <p>Using air drying clay, students will create fun four legged dinosaurs that use the skills studied in the previous class.</p>	<p><b>Dinosaurs Day 2</b></p> <p>Using polymer clay students will learn the difference between the different kinds of clay.</p>   <p>Different techniques will produce different results with the clay.</p>	<p><b>Fantasy Creature Challenge!</b></p>  <p>Now that you are an expert – what can you make?</p>  <p>Students will be challenged to use all the techniques learned in class to create a fantastic creature that is both magical and wonderful.</p>
<p><b>Teacher</b></p>	<p>Provides all handouts, activities, whiteboard, and markers</p>				
<p><b>Students</b></p>	<p>Students must bring their folders, pens, pencils, erasers, and notebook every day to class.</p>				