







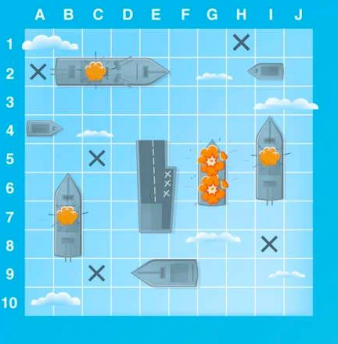

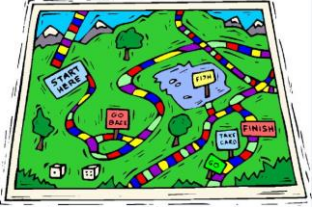


Overview	DAY 1	DAY 2	DAY 3	DAY 4	DAY 5
<p>Card and Board Games</p>  <p>In this class students will learn how to play Dixit, Go Fish, Battleship, and Splendor, as well as bonus card games played in English.</p> <p>Students will learn different target language each day to help them achieve success in the games they play.</p>	<p>Feelings/Dixit</p> <ol style="list-style-type: none"> English Focus: Feeling words  <ol style="list-style-type: none"> Dixit: Introduction to the cards Choose a card that illustrates your feeling today and share with the class Dixit (Rules and how to play) 	<p>Asking Politely / Go Fish</p> <ol style="list-style-type: none"> English Focus: Question words  <ol style="list-style-type: none"> Direct Questions More polite expressions Go Fish (Rules and how to play) 	<p>Vocab Builder / Battleship</p> <ol style="list-style-type: none"> English Focus: Maritime Vocabulary  <ol style="list-style-type: none"> Battleship Word list Do you have a favorite ship? Battleship Game (Rules and how to play) 	<p>Gemstones / Splendor</p> <ol style="list-style-type: none"> English Focus: Gemstones  <ol style="list-style-type: none"> Buying and reserving How much is it? Splendor (Rules and how to play) 	<p>Favorites / Free Choice</p> <ol style="list-style-type: none"> English Focus: What's your favorite game?  <ol style="list-style-type: none"> Free Choice: Pick your favorite game from camp and make groups to play one more time.
<p>Each day students will be able to practice the board game of the day. On the last day they can choose their favorite of the four.</p>					
<p>Teacher</p>	<p>Provides all handouts, activities, whiteboard, and markers</p>				
<p>Students</p>	<p>Students must bring their folders, pens, pencils, erasers, and notebook every day to class.</p>				