

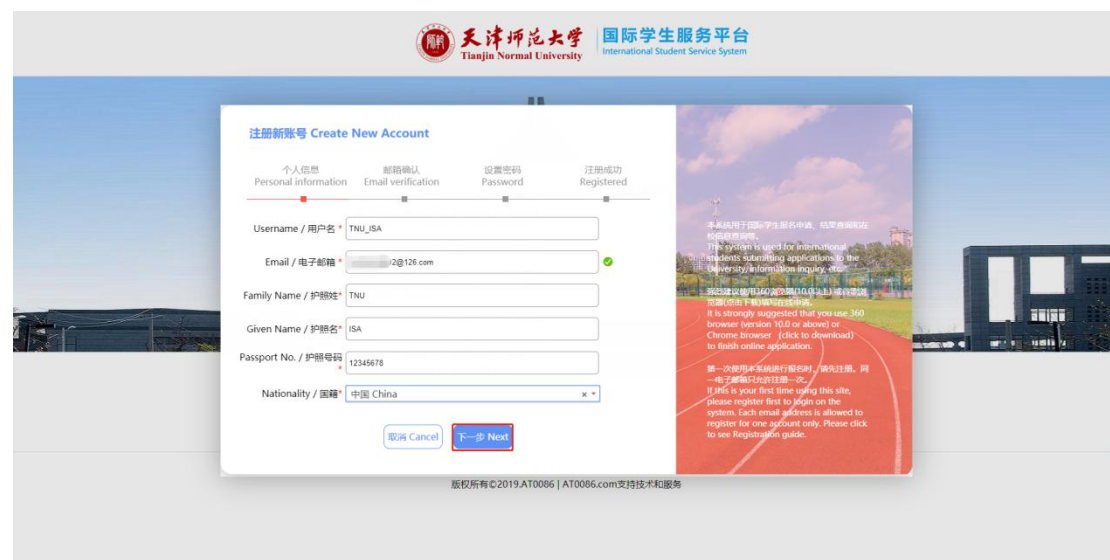
Hello, everyone! Welcome to apply for your study at Tianjin Normal University. Due to the upgraded registration system, you must log into our designated website at <http://tnu.at0086.cn/student> for your study application. Please refer to the following specific guides and tips below to facilitate your application process:

I .Create New Account


1. Click on "Create New Account" button;



2. Fill out your personal information, then click on “Next”;



3. Confirm with registered Email address. Access “verification code” by clicking on “Get Code”.


天津师范大学
 Tianjin Normal University

国际学生服务平台
 International Student Service Platform

注册新账号 Create New Account

个人信息
Personal information
邮箱确认
Email verification
设置密码
Password
注册成功
Registered

Email / 电子邮箱 *

Code / 验证码 * Get Code

The verification code will be sent to your registered email address, please check it. Please also check your junk mails if you cannot find it in inbox.

上一步 Back
下一步 Next

本系统用于国际学生网上报名，信息准确至关重要。
 This system is used for international students submitting applications to the university's information inquiry system.
 请务必认真填写个人信息，确保准确无误。
 It is strongly suggested that you use 360 browser (version 10.0 or above) or Chrome browser. (click to download) to finish online application.
 第一次使用本系统报名时，请先注册。同一电子邮箱只允许注册一次。
 If this is your first time using this site, please register first to login on the system. Each email address is allowed to register for one account only. Please click to see Registration guide.

版权所有 © 2019 AT0086 | AT0086.com 技术支持和服务

Check your Email account to copy and paste it to the Code part to do Email verification, then click next to continue;

How to verify your email

tianjin normal university

[显示详情](#)

tianjin normal university Online Application System

Dear ZHANG YAN,

Your verification code is: **58746**(valid within 30 minutes), please follow the instructions:

1. Copy the verification code above
2. Paste it to the Code part, then click Next to continue.

Yours sincerely,

tianjin normal university

This is an auto-email, please do not reply.

4. Setup password. Note that the password you create must be at least 8 characters long and must contain at least one number and one letter.

天津师范大学 **国际学生服务平台**
Tianjin Normal University International Student Service System

注册新账号 Create New Account

个人信息 Personal information | 邮箱确认 Email verification | 设置密码 Password | 注册成功 Registered

Account / 账户 * TNU_ISA

Password / 密码 * Must be at least 8 characters long

Confirm Password / 确认密码 * Confirm Password

密码要求: 不少于8位的数字字母组合
Requirements: 8 digits or more, includes letters and numbers

[下一步 Next](#)

本系统用于国际学生网上报名、缴费及录取。如果您是国际学生，请在报名时填写您的个人信息。The system is used for international students submitting applications to the university/information inquiry. 如果您是国际学生，请在报名时填写您的个人信息。It is strongly suggested that you use 360 browser (version 10.0 or above) or Chrome browser. (click to download) to finish online application. 第一次使用本系统报名时，请先注册。同一电子邮箱只允许注册一次。If this is your first time using this site, please register first to login on the system. Each email address is allowed to register for one account only. Please click to see Registration guide.

版权所有©2019.AT0086 | AT0086.com支持技术和服务

5. Registered successfully

天津师范大学 **国际学生服务平台**
Tianjin Normal University International Student Service System

注册新账号 Create New Account

个人信息 Personal information | 邮箱确认 Email verification | 设置密码 Password | 注册成功 Registered

Registered

Congratulations TNU_ISA
you have registered successfully!

[登录 Log in](#)

本系统用于国际学生网上报名、缴费及录取。如果您是国际学生，请在报名时填写您的个人信息。The system is used for international students submitting applications to the university/information inquiry. 如果您是国际学生，请在报名时填写您的个人信息。It is strongly suggested that you use 360 browser (version 10.0 or above) or Chrome browser. (click to download) to finish online application. 第一次使用本系统报名时，请先注册。同一电子邮箱只允许注册一次。If this is your first time using this site, please register first to login on the system. Each email address is allowed to register for one account only. Please click to see Registration guide.

版权所有©2019.AT0086 | AT0086.com支持技术和服务

II .Log into registered account to start personal application

1. Enter your E-mail Address/Username and Password to log into registered account.
2. Click on “Start application”.

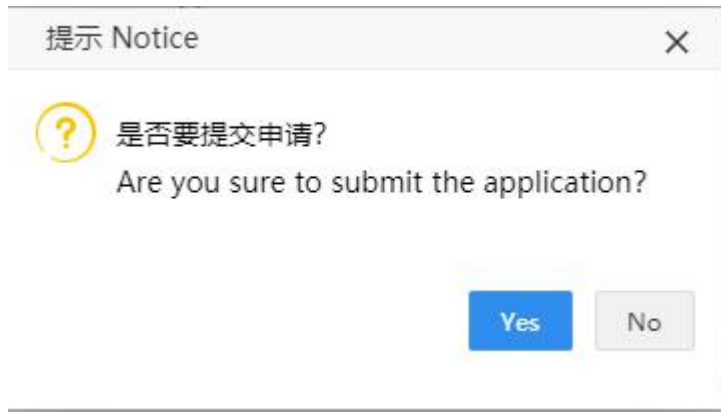


3. Choose types (I) and types (II) of different programs base on your personal preference. Details are listed in the following form below:

Programs	Types (I)	Types(II)	Majors
Bachelor's Degree	Degree Study Program	Bachelor's Degree	Base on personal preference and our Prospectus
Master's Degree	Degree Study Program	Master's Degree	
Doctor's Degree	Degree Study Program	Doctor's Degree	
Chinese Language Study for One Semester	Chinese Language Study Program	One Semester Chinese Language Study	Chinese Language (one semester)
Chinese Language Study for One Academic Year	Chinese Language Study Program	One Academic Year Chinese Language Study	Chinese Language (one academic year)
Preppy	Preppy	Preppy	Preppy (one semester)
			Preppy (one academic year)
Exchange Program	Exchange Program	Exchange Program	Chinese Language(exchange)
Short-term Chinese Language Study (Training Department)	Chinese Language Study Program	Short-term Chinese Language Study	Chinese Language(short term study)
Short-term Chinese Training Group	Short-term Group	To be determined	Chinese Language (short term training)

4. Fill out your personal information and upload application materials.

5. Submit to complete your application process.



6. The system will give feedbacks automatically once your submitted information is incomplete. You have to resubmit it after complete the supplement documents and information.



III.Tracking Application Process

1. You can click on “Application Process” for your latest reviewing progress.

The screenshot shows a user interface for managing applications. On the left, a sidebar titled 'My applications' lists various functions: '在线申请' (Start application), '进度查询' (Application progress), '宿舍预定' (Accommodation), '接机' (Airport Pick up), '预约报到' (Registration Appointment), '消息' (Inbox), '发送给老师' (Send to the teacher), and '通知' (Notices). The '进度查询' option is highlighted with a red box. The main content area, titled '进度查询' (Application progress), displays a table of application records. The table has columns for Application ID, Date, Course, Degree, Update, Status, and Operation. Two records are shown: one with ID 194851051, Date 2019-11-29, Course Chinese Training, Degree Chinese Language, Update -, Status 未处理 (Pending), and Operation 查看 (View); and another with ID 194151117, Date 2019-11-29, Course 汉语 (团体) (Short-term group), Degree 短期团组 (Short-term group), Update 2019-10-11, Status 放弃申请 (Abandoned), and Operation 查看 (View). The 'Status' column is highlighted with a red box.

申请编号 Application ID	申请时间 Date	申请专业 Course	学历 Degree	审核时间 Update	审核状态 Status	操作 Operation
194851051	2019-11-29	汉语培训 Chinese Training	语言生 Chinese Language	-	未处理 Pending	查看 View
194151117	2019-11-29	汉语 (团体) Short-term group	短期团组 Short-term group	2019-10-11	放弃申请 Abandoned	查看 View

IV.Contact Information

Any problems during your application, please contact us by following ways:

1. Send us comments and messages from application system by using the function of “Send to the teacher”;

The screenshot shows the '发送给老师' (Send to the teacher) interface. The sidebar on the left is the same as in the previous screenshot, but the '发送给老师' option is highlighted with a red box. The main content area is titled '发送给老师' (Send to the teacher) and contains a form for sending a message. The form has a 'Subject / 标题' field and a 'Content / 内容' text area. Below the text area is a 'Send / 发送' button, which is also highlighted with a red box. The form includes a rich text editor toolbar with options for bold, italic, underline, font color, font size, and text color, as well as icons for inserting images, links, and tables.

2. E-mail us at tjnu_adm@126.com for enquires;

3. Scan QR code to follow our Wechat Official Account: TNU_ISA



4. Scan QR code to add our private consulting Wechat ID:OIP18522144687



Wish all the best for your future study in China!