

Guides for the Advance Input System (Q-Code: Quarantine Covid19 defense)

When you input the quarantine information in the system (Q-CODE) and receive a QR-Code before your departure, prompt quarantine services will be provided.◦



<https://cov19ent.kdca.go.kr/cpassportal/?lang=ko>

Preparation to Input Q-code

1. (Mandatory) Valid passport
2. (Mandatory) Valid E-mail address
3. (Mandatory) Valid airline ticket
4. (Mandatory) Valid 'Confirmation of COVID-19 PCR Negative Test Result'
 - ※PCR Negative result or Rapid Antigen Test(RAT)is required
 - PCR - within 48 hours of your departure
 - RAT - within 24 hours of your departure
 - ※Fill out the information in advance and save it. Once you get the negative result for your PCR or RAT, you need to upload it to get the QR code
5. (Mandatory) Health Condition Information

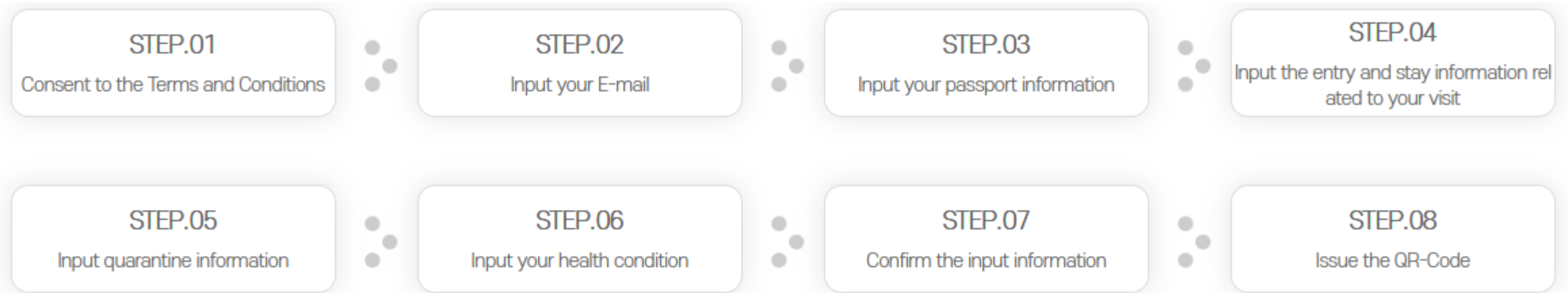
[Address in Korea]

- Zip code : 31538
- Street name address : 22 Soonchunhyang-ro, Sinchang-myeon, Asan-si, Chungcheongnam-do
- Enter detailed address : Soonchunhyang University

[Phone number in Korea]

- 0415301383 (*SCH Contact)

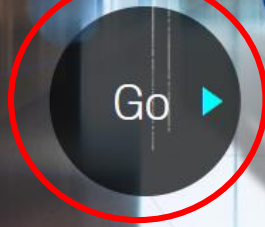
REGISTRATION PROCEDURE BY STEP



Quarantine Information Advance Input System

Quarantine Information Pre-entry System

Quarantine for Each Target Person 



Click Get Started

Select Korean/Englis

INPUT METHOD (REPORT ORDER)

The overseas entrant shall use the Advance Input System for Quarantine Information to proceed with the advance input before the entry.

STEP.01

Consent to the Terms and Conditions

STEP.02

Input your E-mail

STEP.03

Input your passport information

STEP.04

Input the entry and stay information related to your visit



INPUT

When you input the quarantine information in the system (Q-CODE) and receive a QR-Code before your departure, prompt quarantine services will be provided.



Consent to the Terms and Conditions

Input accurate information

✔ Select your continent

✔ Search or Select your nationality

Consent to the Terms and Conditions of Using the Quarantine Information Advance Input System, the Collection & Use of Personal Information, the Unique Identification Information Process Guide, and the Sensitive Information Process Details

STEP.01 Consent to the Terms and Conditions



STEP.02 Input your E-mail



STEP.03 Input your passport information



☑ Terms & Conditions

Chapter 1. General Provisions

Article 1 (Purpose)

The purpose of these general terms and conditions is to set forth relevant matters on use conditions and procedures for all services provided by the prior entry system for quarantine information of the Korea Disease Control and Prevention Agency (hereinafter referred to as "System"), and any other necessary matters.

Article 2 (Definitions of Terms)

The definitions of terms used in these general terms and conditions shall be as follows:

Agree Disagree

☑ Agreement to the Collection & Use of Personal Information

In order to be able to input the advance quarantine information, you must agree to the collection and use of personal information. Please read the detailed contents and check whether you agree or disagree.

The collected personal information will be stored for 2 months and destroyed (permanently deleted).

■ Details of collection and use of personal information

Items to be collected	Purpose of collection	Retention period
Passport information, e-mail address, name, resident registration number, address, contact information, information on place of departure, information on place of stay, infectious disease information (PCR test results, vaccination), quarantine exemption information	Doing works for quarantine and disease prevention for overseas entrants	2 months

※ You have the right to refuse to your consent to the collection and use of personal information specified above.

※ If you refuse to consent thereto, your use of the site will be restricted.

Do you agree with the above mandatory items of the collection and use of personal information?

Agree Disagree

Unique Identification Information Process

In order to be able to input the advance quarantine information, you must consent to the collection and use of unique identification process. Please read the detailed contents and check whether you agree or disagree.

■ Details of collection and use of unique identification numbers

Items to be collected	Purpose of collection	Retention period
Passport number, resident registration number	Doing works for quarantine and disease prevention for overseas entrants	2 months

※ You have the right to refuse to your consent to the collection and use of personal information specified above.

※ If you refuse to consent thereto, your use of the site will be restricted.

Do you agree with the above unique identification information process?

Agree Disagree

Agreement to the Details of Processing Sensitive Information

In order to be able to input the advance quarantine information, you must agree with the collection and use of sensitive information. Please read the detailed contents and check whether you agree or disagree

■ Details of collection and use of sensitive information

Items to be collected	Purpose of collection	Retention period
Corona 19 vaccination history, PCR test results, health status	Doing works for quarantine and disease prevention for overseas entrants	2 months

※ You have the right to refuse to your consent to the collection and use of personal information specified above.

※ If you refuse to consent thereto, your use of the site will be restricted.

Do you agree with the above mandatory items of the collection and use of sensitive information?

Agree Disagree

Cancel

Next

INPUT E-MAIL

Temporarily saved information can be retrieved by entering the same information as the previously entered passport number and e-mail address.

Please input accurate E-mail address.

✓ PASSPORT NUMBER

Please input accurate passport number.

✓ E-mail Address

 @

 Please input the correct e-mail address to receive the notice after entering the country.

Cancel

Next

STEP.01 Consent to the Terms and Conditions



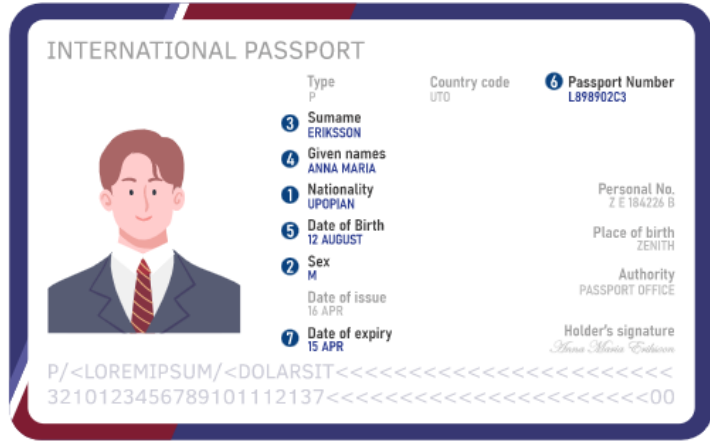
STEP.02 Input your E-mail



STEP.03 Input your passport information



STEP.04 Input the entry and stay information related to you



Please refer to the passport sample to write correct information.

1 Please select the nationality written on the personal information page of your passport. (Mandatory)

Europe

2 Please select the gender written on the personal information page of your passport. (Mandatory)

Male Female

3 Please input the family name written on the personal information page of your passport. (Mandatory)

Surname Unknown

4 Please input the English name written on the personal information page of your passport. (Mandatory)

Givenname Unknown

STEP.01 Consent to the Terms and Conditions

STEP.02 Input your E-mail

STEP.03 Input your passport information

STEP.04 Input the entry and stay information related to your visit

STEP.05 Input quarantine information

STEP.06 Input your health condition

STEP.07 Confirm the input information

STEP.08 Issue the QR-Code

5 Please select the date of birth in the order of year, month, and day, as it is written on the personal information page of your passport (Mandatory)

year	month	day
------	-------	-----

6 Please input the passport number. (Mandatory)

Temporary Save

Cancel / Next

INPUT ENTRY & STAY INFORMATION

Please input accurate information.

Please search or select country of final departure (excluding any stopover) (Mandatory)

Search or Select

Please input your scheduled date of departure (based on your flight information) (Mandatory)

yyyy-mm-dd

Please input the date in the format of YYYY-MM-DD.

Please input the scheduled date of entry. (Mandatory)

yyyy-mm-dd

Please input the date in the format of YYYY-MM-DD.

Please input the address at which you will be available during your stay in Korea (Mandatory)

Search Zip Code

Click to find the address

Detailed Address

Please input your mobile phone number (Mandatory)

Croatia (385)

I do not possess a mobile phone.

If you do not possess a mobile phone or it is impossible to receive a phone call in Korea, please check the box and input any other available contact phone number.

Please input the available contact phone number in Korea.

Please input the exact phone number that you can contact in Korea.

0415301383 put sch phone number
*SCH phone number

STEP.01 Consent to the Terms and Conditions

STEP.02 Input your E-mail

STEP.03 Input your passport information

STEP.04 Input the entry and stay information related to your visit

STEP.05 Input quarantine information

STEP.06 Input your health condition

STEP.07 Confirm the input information

https://cov19ent.kdca.go.kr/cpassportal/abs/jusoCmmn/...

Q-CODE QUARANTINE COVID19 DEFENCE

31538

Enter the zip code

Changed address information included Example Road name (58 Banpo-daero), building name (Independence Memorial Hall), lot number (Sameong-dong 25)

No	Street name address	Zip code
26	16-20 Soonchunhyang-ro, Sinchang-myeon, Asan-si, Chungcheongnam-do [Lot number] 651 Eumnae-ri, Sinchang-myeon, Asan-si, Chungcheongnam-do	31538
27	16-22 Soonchunhyang-ro, Sinchang-myeon, Asan-si, Chungcheongnam-do [Lot number] 652 Eumnae-ri, Sinchang-myeon, Asan-si, Chungcheongnam-do	31538
28	16-24 Soonchunhyang-ro, Sinchang-myeon, Asan-si, Chungcheongnam-do [Lot number] 652-5 Eumnae-ri, Sinchang-myeon, Asan-si, Chungcheongnam-do	31538
29	16-26 Soonchunhyang-ro, Sinchang-myeon, Asan-si, Chungcheongnam-do [Lot number] 651-7 Eumnae-ri, Sinchang-myeon, Asan-si, Chungcheongnam-do	31538
30	22 Soonchunhyang-ro, Sinchang-myeon, Asan-si, Chungcheongnam-do [Lot number] 646 Eumnae-ri, Sinchang-myeon, Asan-si, Chungcheongnam-do	31538

< 6 7 8 9 10 >

Click this address

Enter detailed address

Street name address 22 Soonchunhyang-ro, Sinchang-myeon, Asan-si, Chungcheongnam-do

Enter detailed address soonchunhyang university Write like this

Address input

INPUT HEALTH CONDITION INFORMATION

Please input accurate health information.

- Please input contents of the confirmation of negative PCR result or the confirmation of negative Supervised Rapid Antigen Test(RAT). (Mandatory)



You must make sure to print and keep the confirmation of negative upon entry.
In case of a person with exemption, please select the reason.

- Select the reason for exemption from negative PCR result (Mandatory)

- No reason for exemption
- Infant or toddler younger than 6 years old
- Person with the certificate of quarantine exemption for the purpose of humanitarian official business trip (participation in funeral service)

- Test Method

i Supervised Rapid Antigen Test(RAT) for experts is only recognized within 24 hours before the 0 hour of your scheduled date of departure, and only those tested within 48 hours before the 0 hour of your scheduled date of departure.

- Test Date

- Test Result

- Issue the Date of Confirmation

i If the confirmation does not show the date of issue, please input the test confirmation date or the test date.

STEP.01 Consent to the Terms and Conditions



STEP.02 Input your E-mail



STEP.03 Input your passport information



STEP.04 Input the entry and stay information related to your visit



STEP.05 Input quarantine information



STEP.06 Input your health condition

Registration for Confirmation of Negative Result

Select file

No file selected



Select file

No file selected



Select file

No file selected



It is possible to register PDF, jpg, jpeg, png and gif files. Please register each file in a size smaller than 5MB.

(Mandatory) Please attach the Confirmation of Negative Test Result. (Mandatory items to be included: Name, DOB, test method, test date, test result, issue date, test agency)

(Selective 1) If a mandatory item of information has been omitted in the Confirmation of Negative Test Result, please attach objective data to verify the omitted information.

(Selective 2) If the test method written in the Confirmation of Negative Test Result is not written in English or Korean, please attach an English or Korean translation and the certified notarization* of translation.

(A text that has been translated in person must be certified for accuracy by a public agency or Consular Office. If the text has been translation by a certified translation service (certified translator), further certification is not necessary.)

✔ Please input your entry flight number and seat number.

Entry Flight Number (Mandatory)

Seat Number

✔ Please input your health condition (Mandatory)

1. Please select countries you have visited over the last 21 days.

Select continent

Search or Select country

Visited within 14 days

Select continent

Search or Select additional country 1

Visited within 14 days

Select continent

Search or Select additional country 2

Visited within 14 days

Select continent

Search or Search or Select additional country 3

Visited within 14 days

i You can select a maximum of 4 countries. If you have visited the country within 14 days, please select the box. Please select [Visiting within 14 Days] if your visit is within 14 days.

2. If you have experienced the following symptom(s) in the last 21 days or you have the symptom(s) currently, please select the boxes. (Mandatory)

Symptom exists Symptom does not exist

2-1. Please select all of the following symptoms you have experienced during the last 21 days or are currently experiencing.

- Fever Shivering Headache Sore throat Runny nose Coughing
 Difficulty with breathing Vomiting Stomachache or diarrhea Rashes Jaundice
 Deterioration of mental functions Continuous mucosal bleeding (eye, nose, mouth)
 Other symptoms

3. If any of the items below apply, please select the following boxes. (Mandatory)

- Not applicable Took the symptom-related drug Visited a local hospital
 Made contact with an animal

※ Please enter your accurate information. If you report false health status information or fail to report it, you may be punished according to the Quarantine Act.

 Temporary Save

Previous

Next

Confirmation of input information

Final confirmation shall be completed for the input contents. If you wish to change any information, please select [Modify].
(Please note that you may continue to revise your information regarding your entry flight number, seat number, and health condition at any time after submission.)

① You will be permitted input only after you have completed the mandatory registration of your health condition and Confirmation of Negative PCR Test Result, which you may register beginning 48 hours before the 0 hour of your start date at the entry.

INPUT INFORMATION

<input checked="" type="checkbox"/> Input Number	<input type="text"/>
<input checked="" type="checkbox"/> E-mail Address	<input type="text"/>
<input checked="" type="checkbox"/> Certificate of Vaccination	<input type="text"/>
<input checked="" type="checkbox"/> Confirmation of Negative PCR Test Result	<input type="text"/>
<input checked="" type="checkbox"/> Input your health condition	<input type="text"/>

Passport Information

<input checked="" type="checkbox"/> Nationality	<input type="text"/>
<input checked="" type="checkbox"/> Gender	<input type="text"/>

<input checked="" type="checkbox"/> Confirmation of Negative PCR Test Result2	<input type="text"/>
<input checked="" type="checkbox"/> Confirmation of Negative PCR Test Result3	<input type="text"/>
<input checked="" type="checkbox"/> Health Condition	<input type="text"/>

[Detailed View of Information](#)

STEP.01 Consent to the Terms and Conditions

STEP.02 Input your E-mail

STEP.03 Input your passport information

STEP.04 Input the entry and stay information related to your visit

STEP.05 Input quarantine information

Modify

Previous

Submit



Your input is complete.

You can also check the QR code issued after completing the input by e-mail.

INPUT INFORMATION

- Input Number 290327944027
- Passport Number DF
- Certificate of Vaccination Registration Completed
- Input Health Condition Input Completed(no symptoms)
- Address in the Republic of Korea (31538)22 Soonchunhyang-ro, Sinchang-myeon, Asan-si, Chungcheongnam-dosoosoonchunhyang university
- Contact Number in the Republic of Korea 0415301696



Download 

Download QR-Code

STEP.01 Consent to the Terms and Conditions



STEP.02 Input your E-mail



STEP.03 Input your passport information



STEP.04 Input the entry and stay information related to your visit



STEP.05 Input quarantine information



STEP.06 Input your health condition



STEP.07 Confirm the input information



STEP.08 Issue the QR-Code

 Please print or save the qrcode when entering the country and submit it to the quarantine station.

Please submit Q-code issued after the complete input of quarantine information to the airline personnel upon boarding and to the quarantine officer at the entry inspection.

Anyone who inputs normal quarantine information through Q-code will be able to avail fast and convenient quarantine inspection after their arrival at the Republic of Korea.